



Table of Contents

3 Column Notes

- Questions I Have
- Explanation from Reading
- My Conclusion or Observation

3-2-1 Strategy

- Things I Found out
- Interesting or Unusual Things
- Questions I Still Have

10 Most Important Words

- Word or Term
- My Ideas about this Word

ABC Brainstorming Strategy

- 24 Individual Cells
- XYZ Combined in One Cell

All about Nonfiction Writing

- Define Nonfiction Writing
- List the Important Features
- Get Five Examples of Nonfiction Writing
- Give Five Non-Examples of Nonfiction Writing
- Write a one-page summary

Character Map

- How Do the Characters Act?
- Write Your Opinions in the Picture Frames

Concept Wheel

- Write the Concept
- Provide a Definition
- List Important Features
- Give Examples
- Give Non-Examples
- Explain Relationship to Other Concepts
- Provide a Summary

Double Entry Diary

- Direct Quotation from the Text
- Your Questions, Reactions, or Predictions

Event Map

- What Happened?
- When Did It Happen?
- Where Did It Happen?
- Who Was Involved?
- How Did It Happen?
- Why Was It Important?

Five Paragraph Essay Planner

- Introductory Paragraph
- Boxes for Three Body Paragraphs
- Concluding Paragraph

KWL Chart

- What I Know
- What I Want to Know
- What I Learned

Main Idea Web

- Introduction
- Paragraph Circles

- Three Boxes for Supporting Details
- Conclusion

Prediction Chart

- What I Predicted Would Happen
- What Actually Happened

Problems/Solutions Chart

- What is the Problem?
- What is the Cause?
- What is the Effect?
- What are Possible Solutions?

Sequence Chain

- Title and Author
- Characters and Setting
- Six Boxes for Sequence of Events

Setting Map

- Draw a Map of Where the Story Took Place
- One Large Box Provided

Story Elements

- Theme, Setting, and Relevance of Setting
- Characters in the Story
- Problems/Goals
- Plot
- Climax
- Resolution

Story Map 1

- Title and Author
- Characters and Setting
- Goal/Problem/Conflict
- Major Events
- Resolution
- Theme

Story Map 2

- Title and Author
- Characters and Setting
- Problem
- 3 Main Events
- Resolution

Story Map 3

- Title and Setting
- 10 Events for Rising Action
- Climax
- 4 Events for Falling Action
- Conflict and Resolution
- Author's Theme

Story Map Interview

- What is the Story About?
- What is the Main Character like?
- What is the Problem?
- How was the Problem Solved?
- What Happened Last?

Think-Pair-Share

- Question/Topic
- What I Thought
- What my Partner Thought
- What We Decided to Share

Venn Diagram

- What are You Comparing and Contrasting?
- Circles for Two Topics

Venn Diagram

- Circles for Three Topics
- Each Circle Has a Distinctive Appearance

Who, What, Where, When

- Six Horizontal Boxes
- Six Flags with Labels

Name _____ Class Period _____ Date _____

3 Column Notes

Questions I Have	Explanation from Reading	My Conclusion/Observation

Name _____ Class Period _____ Date _____

3-2-1 Strategy

3	Things I Found out
2	Interesting or Unusual Things
1	Questions I Still Have

Name _____ Class Period _____ Date _____

10 Most Important Words

	Word or Term	My Ideas about this Word or Term
1		
2		
3		
4		
5		
6		
7		
8		
9		
10		

Name _____ Class Period _____ Date _____

ABC Brainstorming Strategy

A	G	M	S
B	H	N	T
C	I	O	U
D	J	P	V
E	K	Q	W
F	L	R	XYZ

All About Nonfiction Writing

Directions: Take a moment to think back about what you have learned about nonfiction writing. Then, fill in the chart below using as many specific details as possible. Finally, using the finished model as a guide, write a one-page summary on nonfiction writing.

Define nonfiction writing. Don't forget to use complete sentences.

What are the most important features of nonfiction writing? Use bullets for your list.

Write a one-page summary of nonfiction.

List at least five examples of nonfiction writing. Use bullets for your list.


List at least five non-examples of nonfiction writing. Use bullets for your list.

Name _____ Class Period _____ Date _____


Character Map

What can you tell about characters from the way they act? Choose four characters and write your opinions about them in the picture frames .


Character's Name:




Character's Name:



Character's Name:

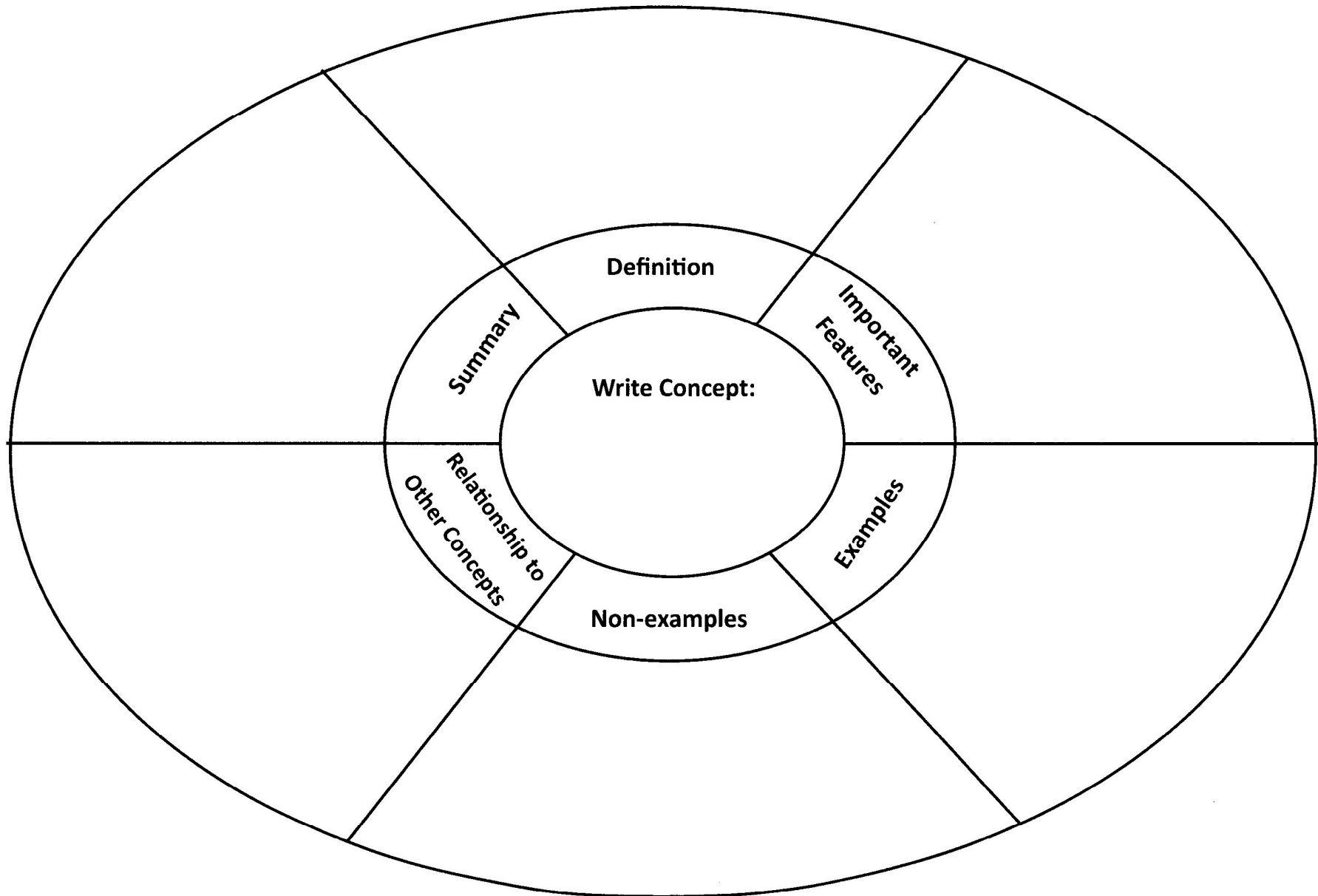


Character's Name:



Name _____ Class Period _____ Date _____

Concept Wheel

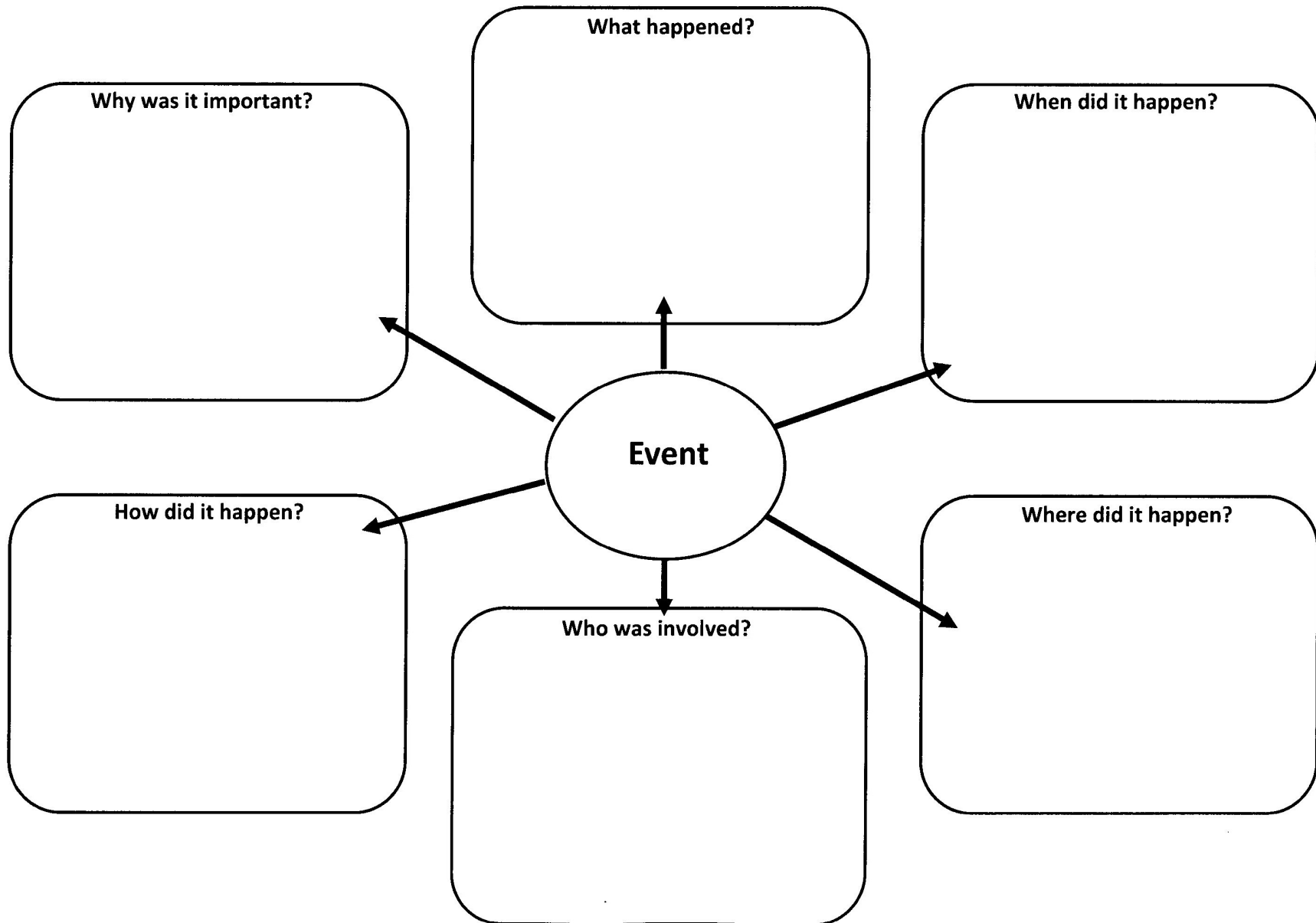


Name _____ Class Period _____ Date _____

Double Entry Diary

Direct Quotation from the Text with Page Number	My Questions/Reactions/Predictions

Event Map



Name _____ Class Period _____ Date _____

Five Paragraph Essay Planner

Introductory Paragraph (engage the reader's interest and tell what your essay will be about):

2nd Paragraph (supporting details and examples):

3rd Paragraph (supporting details and examples):

4th Paragraph (supporting details and examples):

Concluding Paragraph (summarize, restate, and leave a parting thought):




Name _____ Class Period _____ Date _____

KWL Chart

What I **K**now

What I **W**ant to know

What I **L**earned





Main Idea Web

Paragraph 1
Introduction (It grabs the reader's attention, sets a purpose for writing, and states the main idea of the essay.)

Paragraph 2
Topic Sentence

Paragraph 3
Topic Sentence

Paragraph 4
Topic Sentence

Supporting Details

1. _____
2. _____
3. _____

Supporting Details

1. _____
2. _____
3. _____

Supporting Details






1. _____
2. _____
3. _____

Paragraph 5
Conclusion (It wraps up the essay and repeats the main idea of the passage.)

Prediction Chart

What I Predicted Would Happen

What Actually Happened



Name _____ Class Period _____ Date _____

Problems/Solutions Chart

What is the problem?	What is the cause?	What is the effect?	What are possible solutions?

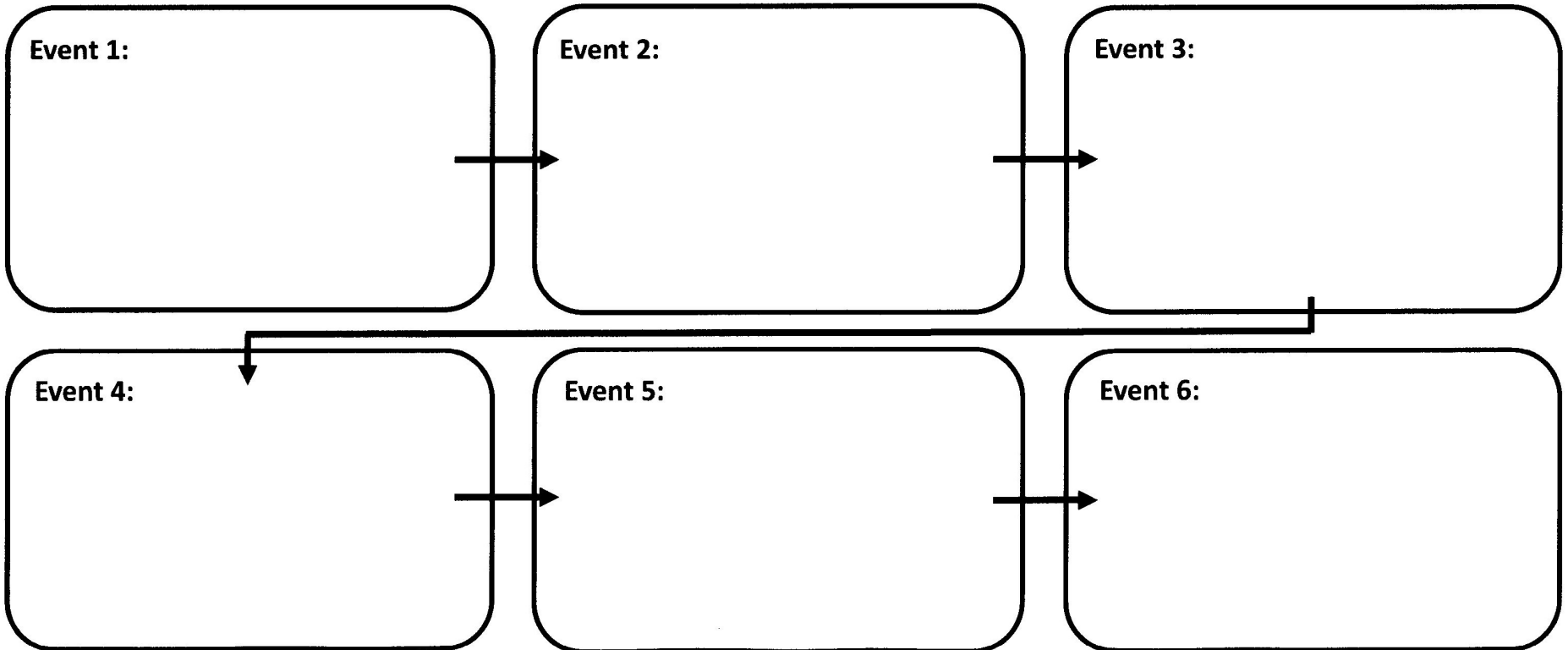
Name _____ Class Period _____ Date _____

Sequence Chain

Title:
Author:

Characters:

Setting
Place:
Time:



Name _____ Class Period _____ Date _____

Setting Map

Draw a map of where the story took place. Include all the important places from the story.

A large, empty rounded rectangular box with a black border, intended for students to draw a map of the story's setting. The box is centered on the page and occupies most of the lower half of the worksheet.

Name _____ Class Period _____ Date _____

Story Elements

Theme: _____

Setting: _____

Relevance of Setting: _____

Characters in the Story:

Name(s)	Traits	Function in Story

Main Character's Problems/Goals: _____

Plot: _____

Climax: _____

Resolution: _____

Name _____ Class Period _____ Date _____

Story Map

Title and Author's Name:

Characters:

Setting:

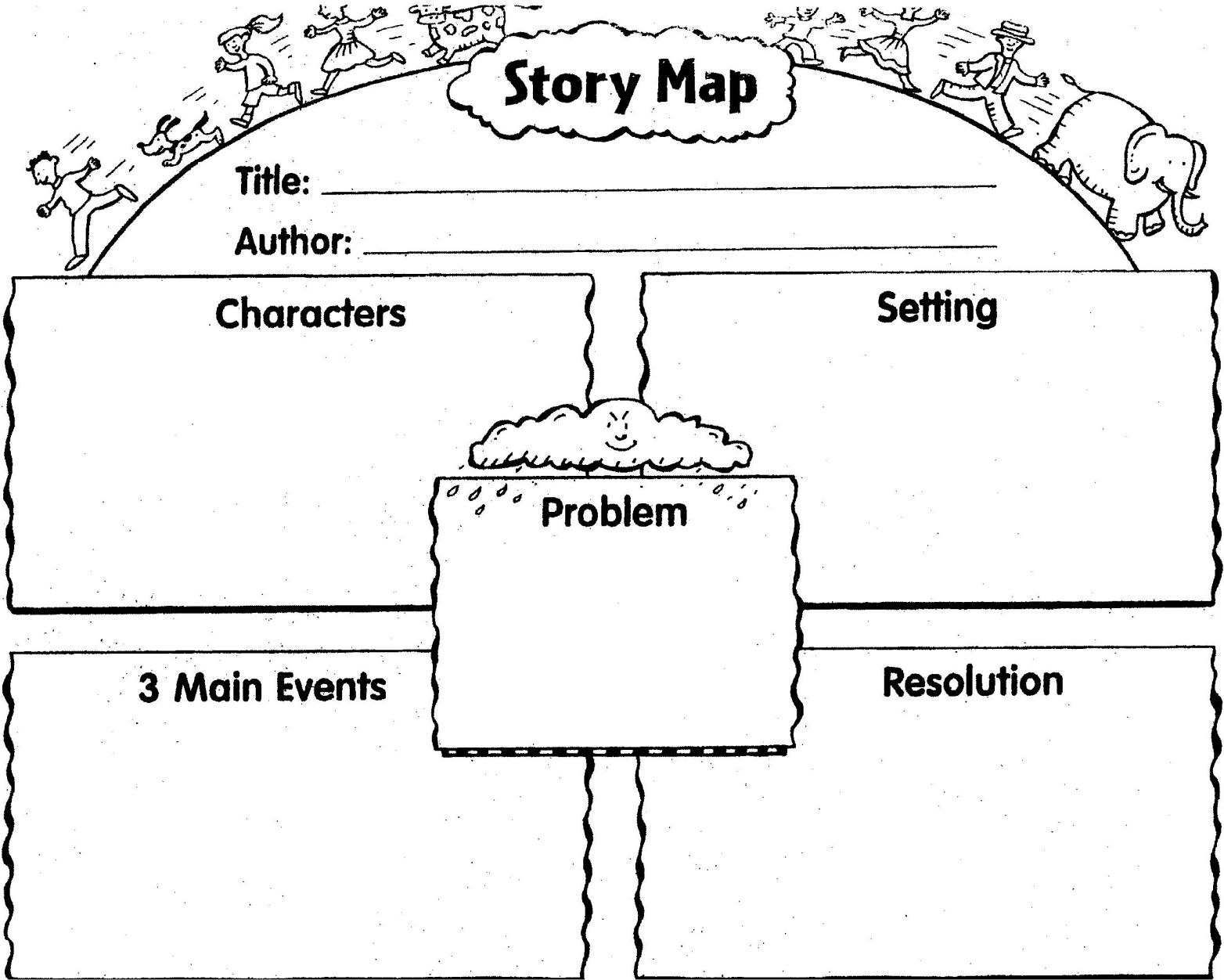
Goal/Problem/Conflict:

Major Events:

1. _____
2. _____
3. _____
4. _____
5. _____
6. _____
7. _____
8. _____

Ending/Resolution:

Theme:



Story Map

Title: _____

Author: _____

Characters

Setting

Problem

3 Main Events

Resolution

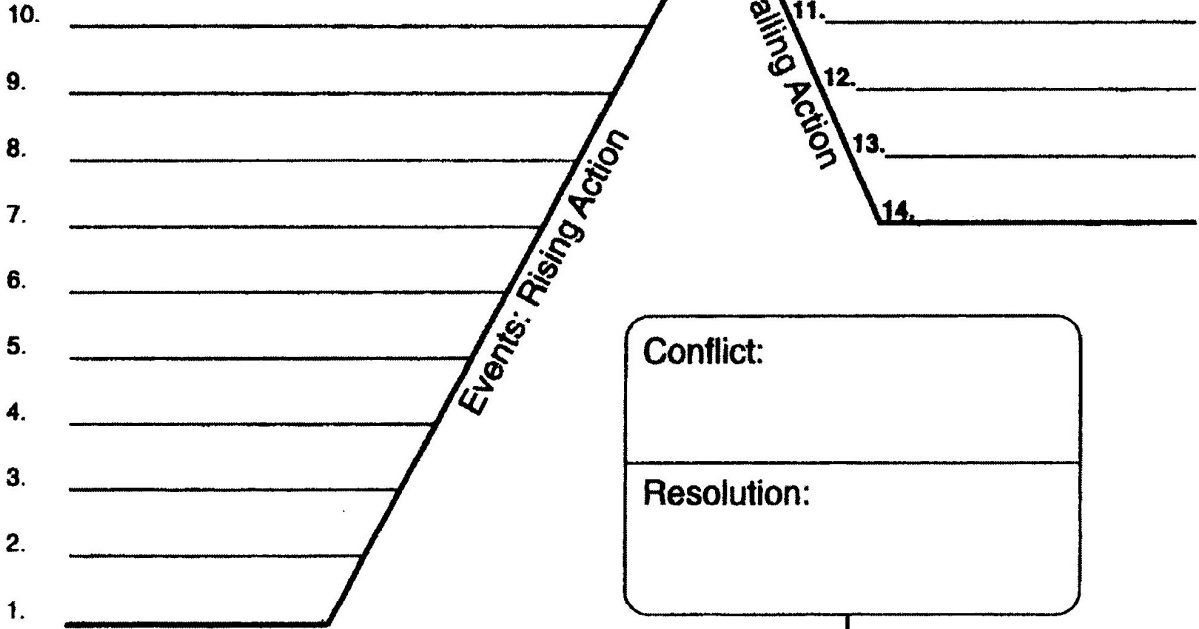
The diagram is a story map template. At the top, a cloud-shaped box contains the title "Story Map". Below it are two horizontal lines for "Title:" and "Author:". The main body is a large rectangle divided into four quadrants by a central vertical line and a horizontal line. The quadrants are labeled: "Characters" (top-left), "Setting" (top-right), "3 Main Events" (bottom-left), and "Resolution" (bottom-right). In the center, where the lines meet, is a box labeled "Problem" with a cloud-like top and a dashed bottom. The entire map is framed by a decorative border with illustrations of a dog, people, and an elephant.

Story Map

Title: _____

Climax:

Major Characters: _____
Major Characters: _____



Conflict:

Resolution:

Setting:

Author's Theme:

Story Map Interview

What is the story about?

What is the main character like?

What problem did he/she face?

How was the problem solved?

What happened last?

Name _____ Class Period _____ Date _____

Think-Pair-Share

Question/Topic	What I Thought	What My Partner Thought	What We Decided to Share

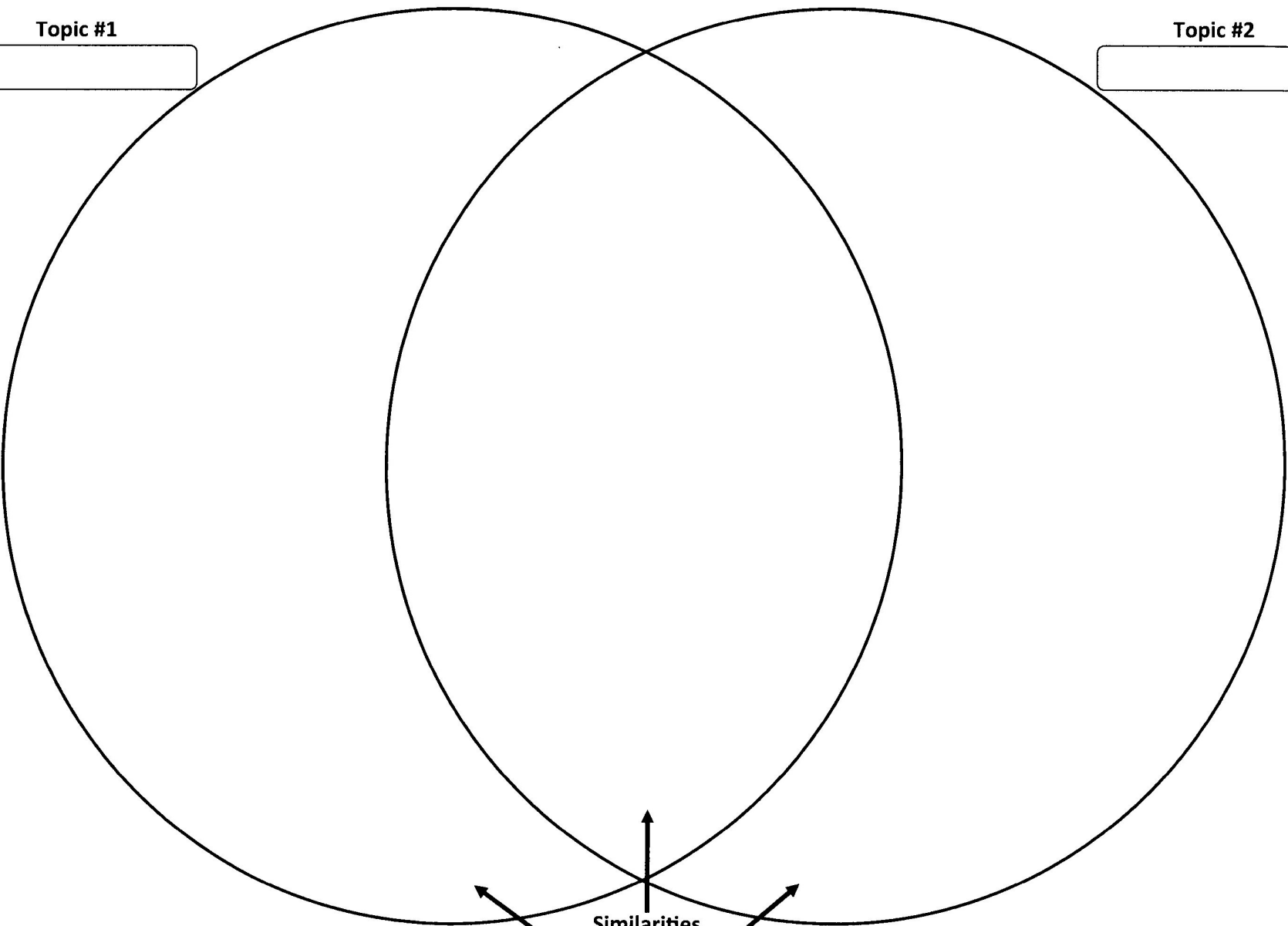
Name _____ Date _____ Class Period _____

What are you comparing and contrasting? _____

Topic #1

Topic #2

Venn Diagram

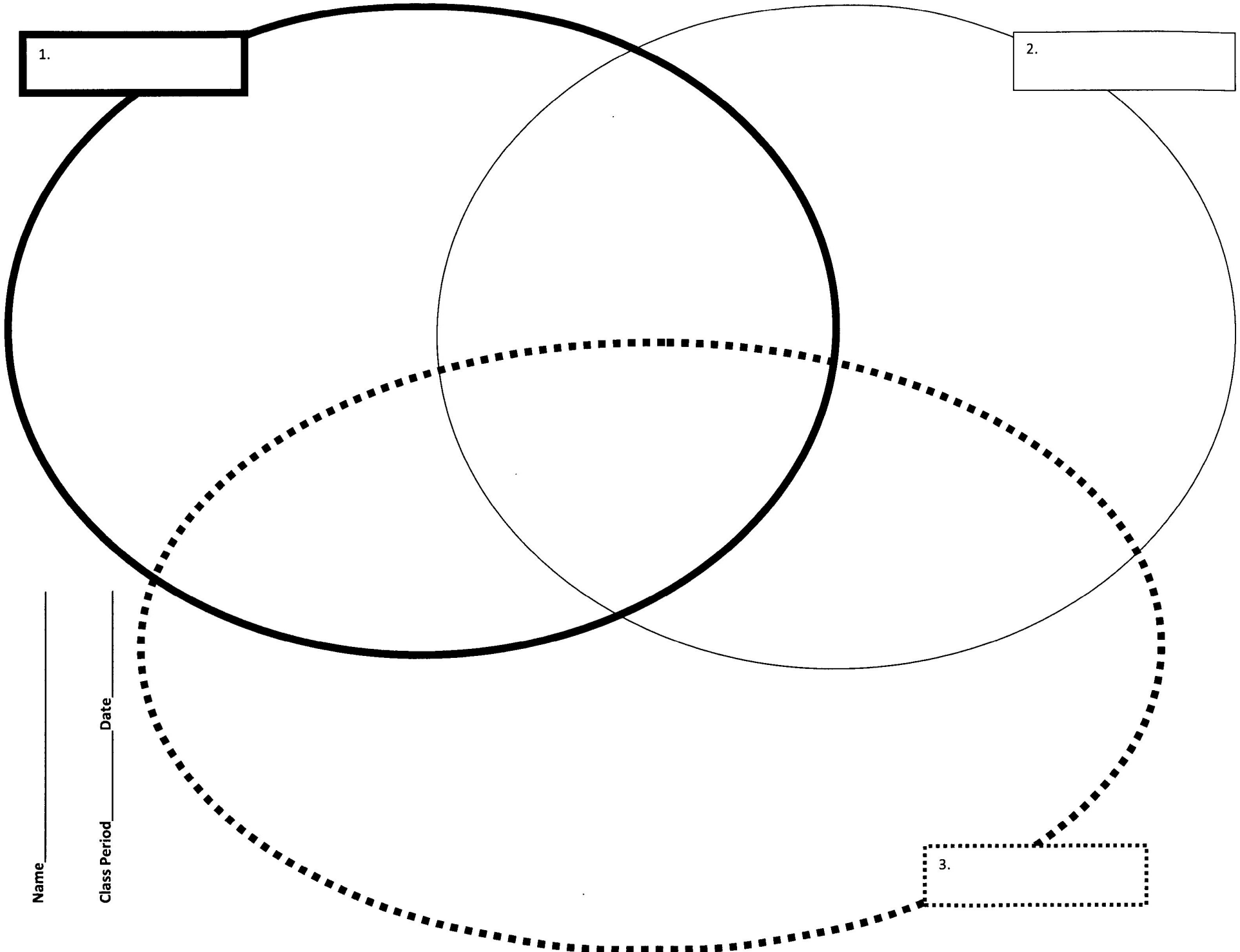


Similarities

Differences

1.

2.



Name _____

Class Period _____ Date _____

3.

Name _____ Class Period _____ Date _____

Who, What, When, Where, Why and How

Who	
What	
When	
Where	
Why	
How	